



The Eclipse Junior with external reflector



The Eclipse Junior with wire guard

The Eclipse Junior is a compact wellglass that incorporates the low maintenance features of the Eclipse II.

Its low profile design and range of mounting options, offers an all round lighting solution in areas of limited space.

### Standard Specification

### Features

Ingress Protection	IP66/67 to EN60529
Enclosure	Painted aluminium body with glass globe Silicone rubber gasket
Entries	1 x M20 cable entries
Termination	3 core 6mm <sup>2</sup> max conductors
Reflector	Wide beam high purity anodised aluminium
Mounting	Ceiling mounted
Windage	0.066m <sup>2</sup>
Control Gear	Refer to universal control gear box for models with HPS or Metal Halide lamps
Relamping	Via end cover secured by stainless steel screws
Electrical Supply	220, 230, 240, 254V 50Hz - 70W (HID) 220, 230, 240V 50Hz - 50W (HID) 240V 50Hz - CF

Compact size and low weight

Easy access for wiring and control gear

Corrosion resistant

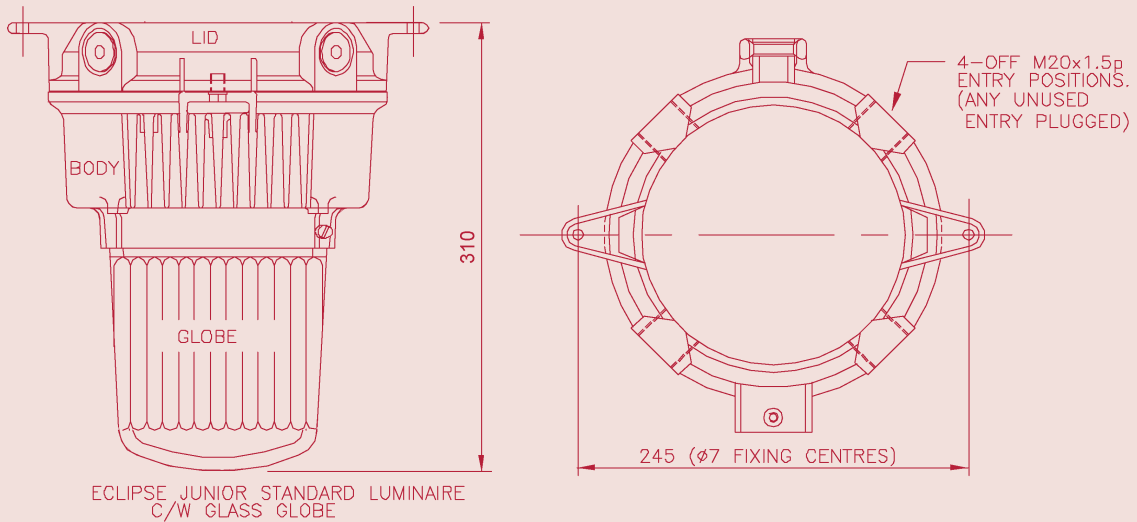
Excellent light distribution

Std. Cat No.	Wattage	Lamp Type	Lampholder	Ambient °C	Weight
<b>ECJI/050/HS</b>	50W	HPS	E27	-30 to +50	5.5kg
<b>ECJI/070/MS</b>	70W	HPS/Metal Halide	E27	-30 to +50	6.0kg

For mounting options refer to page 94.

**Note: Please specify voltage at time of enquiry/order**

Options – Suffix to Catalogue No.			
<b>/60</b>	60Hz	<b>/ST</b>	Stanchion mounted version
<b>/WM</b>	Wall mounted version	<b>/PE</b>	Pendant mounted version



Accessories Should be ordered separately

Catalogue Order Code

Wire guard (can be used in conjunction with reflectors)	<b>E0850-0048</b>
Dome reflector	<b>SECL0-0001</b>
30° Angled reflector	<b>SECL0-0002</b>

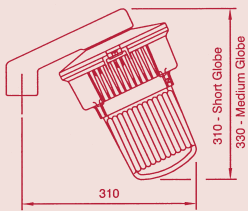
Product design and specifications are subject to change without notice, please check the Chalmit website for latest specifications.



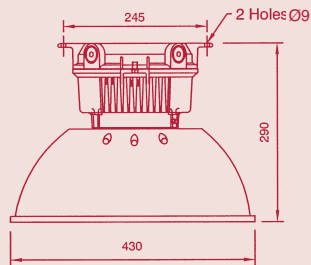
# ECLIPSE RANGE

3

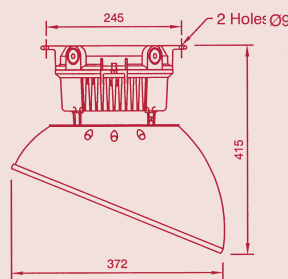
## JUNIOR



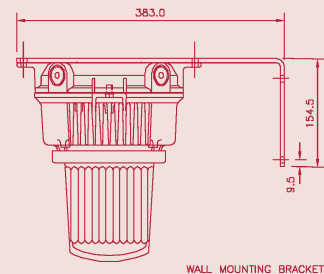
Stanchion mounting arrangement  
To suit pole threaded 1 1/4" NPT



Eclipse Junior c/w glass globe  
& full reflector

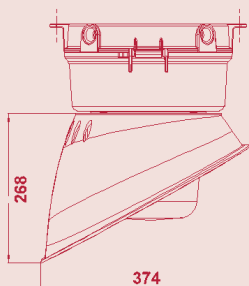


Eclipse Junior c/w glass globe  
& 30° angled reflector

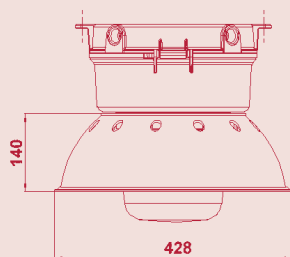


WALL MOUNTING BRACKET

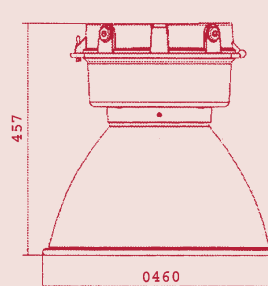
## ECLIPSE II



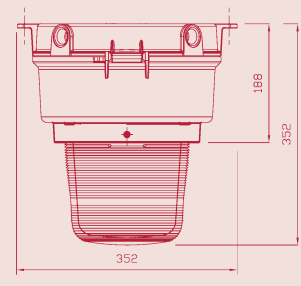
Angle reflector



Dome reflector



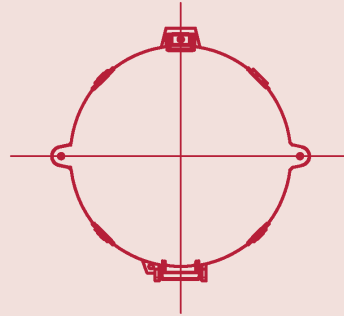
Sealed spun reflector



Prismatic glass refractor

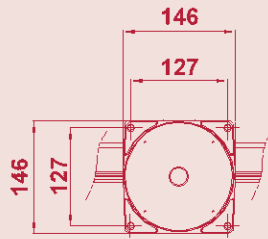

## ECLIPSE II MOUNTING ACCESSORIES

### CEILING and FLUSH MOUNTING

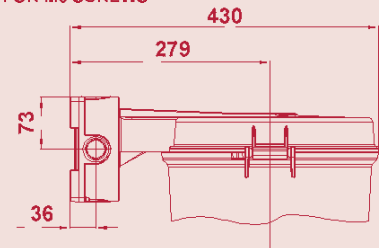


Cable entries – 4 x M20 cable entries or (/M25) 4 x M25 cable entries

### WALL MOUNTING (/WM)

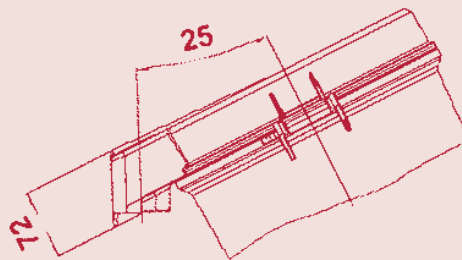


4 x MOUNTING HOLES  
SUITABLE FOR M6 SCREWS



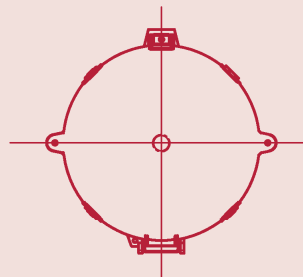
Cable entries (/WM) – 2 x M20 & 2 x M25 cable entries

### STANCHION MOUNTING (/ST)



TO SUIT POLE DIAMETER 70mm (1½" NPT threaded pipe (I/D 44mm max)

### PENDANT MOUNTING (/PE)



Cable entries (/PE) – 1 x M25 pendant cable entry & 4 x M20 cable entries or (/PE/M25) 1 x M25 pendant cable entry and 4 x M25 cable entries